


TECHNICAL SPECIFICATION

BRICK, WOOD, STONE wallcoverings / window graphics / acoustic / acrylic

DIGITALLY PRINTED wallcoverings

- Product** BRICK, WOOD & STONE by TEKTURA STUDIO digitally printed wallcovering
- Description** Commercial quality vinyl wallcovering laminated onto woven/non woven fabric backing. These designs can also be printed on other Tektura wallcoverings.
- Weight** From 350 grammes per square metre.
- Roll Size** TEKTURA STUDIO digitally printed wallcoverings are made to order, to fit customer's own wall dimensions. They can also be scaled up and down, stretched, and cropped to suit. The wallcovering is supplied in pre-cut drops. The number, width and height of each drop are determined by the final wall dimensions. Drops are supplied with extra selvedge for overlapping and trimming.

Example. 'Brick White' design supplied in 5 drops



Maximum sizes These designs can be repeated to fill an entire wall, any size.

DESIGN	MAX DESIGN SIZE
Brick White	Row height 6cm
Heritage Bricks	Row height 8cm
Bricks Red	Row height 8cm
Wood White	Plank width 10cm
Weathered Wood	Plank width 10cm
Patina	Design height 3 metres. Repeat to fill bigger space
Concrete Light/Dark	Max design height 3 metres.Repeat to fill bigger space
Concrete Colour	Max design height 3 metres. Repeat to fill bigger space
Concrete Circles	Max design height 3 metres. Circles 75 cm diameter. Repeat to fill bigger space
Concrete Blossom	Max design height 3 metres. Repeat to fill bigger space



Brick white



Brick red



Heritage Brick



Wood white



Weathered Wood




Patina



Concrete dark




Concrete light



Concrete Circles



Concrete Blossom



Concrete Colour

Colour

Tektura Studio digitally printed wallcoverings are available in standard colours, and can also be customised.

Fire Rating

Euro classification B when adhered to suitable substrate.

Adhesive

Generally Tekfix Plus, though depends on substrate.

Hanging

Digital wallcovering is printed to order, and each order is unique. The pattern match points, selvedge allowance and sequence in which drops should be installed are given in hanging instructions supplied with order. Exact pattern matching is vital. The product should not be reverse hung.

Apply adhesive to wall surface. Carefully smooth wallcovering onto wall surface using a felt roller or felt-covered spatula. Note that allowance will have been made for trimming top and bottom to compensate for uneven walls. Overlap lengths and visually match image. (In many cases crop marks are also included at the top/bottom of each drop as an additional guide to pattern matching). Adjust position if necessary to achieve optimum pattern match. Double cut through using a sharp blade, cutting perpendicular to wall surface to ensure a clean join. Use a seam roller to ensure product is well bonded at the join. Remove any adhesive seepage immediately with warm water.

Maintenance

Digital vinyls with fabric backing are wipeable and washable, and offer some resistance to knocks. With regular cleaning they will retain their original appearance for many years depending on area of use.

Always carry out a trial in an inconspicuous area first, to ensure cleaning agent suitable. Avoid polishes, abrasive cleaners, solvent or bleach-based cleaners as these will damage the print and vinyl. Slight or moderate soiling can be removed using a combination of mild non-soapy detergent and a soft damp cloth/sponge. Dabbing – certainly not rubbing – is recommended to lift the soil.

It is important to rinse off with clean water and (absorbent) cloth, always cleaning from the skirting level upwards. Individual stains should be removed as quickly as possible. This wallcovering contains antimicrobials which guard against mildew and bacterial growth

Health & Safety

This product is classified as non-hazardous and therefore does not require any special handling. This product does not require special labelling.

Handling/Storage

Store at ambient temperatures away from heat source. Suitable lifting equipment may be required.

Fire Fighting

Any extinguishing media are suitable. Wear self contained breathing apparatus, protective clothing and full face mask. Fumes should be ventilated immediately due to possible liberation of noxious gases.

Ecological

This product is not bio-degradable. Dispose of in accordance with Local Authority regulations or via an authorised contractor.

DIGITALLY PRINTED window film

Description	70 micron polymeric film, frosted or clear.
Weight	22 grammes per square metre
Size	Varies, depending on project
Fire Rating	Euroclass B
Adhesive	Product is self adhesive - permanent pressure sensitive acrylic with Kraft release liner
Installation	Apply the film using a wet application method to saturate the glass, using either proprietary application fluid or a solution of water with a drop of washing up liquid added. Align the film at the top edge using the 'hinge' method. Squeegee the film by applying overlapping strokes from the top centre outwards in each direction and then repeat down the film. A felt squeegee is recommended to avoid scratching. Avoid creasing the film. Once applied the film can be trimmed with a sharp blade. Be aware that water around the edge of the panel will cause dirt ingress, so avoid excess fluid towards the edges of the film.
Maintenance	The film is wipeable and washable. With occasional cleaning it will retain its original appearance for many years depending on area of use. Always carry out a trial in an inconspicuous area first, to ensure cleaning agent suitable. Clean with a mild non-soapy detergent with a soft cloth or sponge. Excess water can be carefully removed with a soft rubber squeegee. Be aware that any grit or rough edges on the squeegee may cause scratching.
Health & Safety	This product is classified as non-hazardous and therefore does not require any special handling. This product does not require special labelling.
Handling/Storage	Store at ambient temperatures away from heat source. Suitable lifting equipment may be required.
Fire Fighting	Any extinguishing media are suitable. Wear self contained breathing apparatus, protective clothing and full face mask. Fumes should be ventilated immediately due to possible liberation of noxious gases.
Ecological	This product is not bio-degradable. Dispose of in accordance with Local Authority regulations or via an authorised contractor.

DIGITALLY PRINTED Zintra acoustic panels

Description	12mm thick Zintra acoustic panels, 100% recycleable polyester printed with UV cured ink. Manufactured using 60% recycled post consumer PET.
Weight	2.4kg per square metre.
Panel size	Maximum single panel 2790mm x 1215mm
Fire Rating	Euro classification B when adhered to suitable substrate
Installation	Adhere to substrate with Silicon based construction adhesive. Alternatively attach with screws, Z-clips, nails, stand-offs, aluminium trims or millwork
Maintenance	Zintra acoustic panels can be vacuumed.

Health & Safety	No classifiable hazardous ingredients.
Handling/Storage	Large panels can be heavy and unwieldy. Handle with care. Store flat.
Fire Fighting	Any extinguishing media are suitable. Wear self contained breathing apparatus, protective clothing and full face mask. Fumes should be ventilated immediately due to possible liberation of noxious gases
Ecological	This product is not bio-degradable. Dispose of in accordance with Local Authority regulations or via an authorised contractor.

DIGITALLY PRINTED Acrylic

Description	5mm thick cast acrylic, backprinted. The acrylic is clear, with a glossy or antiglare(matt) surface. Supplied with flame-polished edges.
Weight	595 grammes per square metre, based on 5mm thick acrylic.
Panel size	Varies, depending on project. Max recommended size 2400mm x 1200mm
Fire Rating	Class 3 to BS476 part 7
Installation	Panels are supplied ready-drilled, with satin silver mount fixings. Used in conjunction with fittings supplied, the panels are designed to sit 18mm proud of the wall surface.
Maintenance	<p>Acrylic panels can be cleaned by washing with a solution of lukewarm water with a drop of washing up liquid, using a soft cloth / chamois leather to loosen any dirt and grime. Then, rinse with cold water and dry with a very soft cloth / chamois leather to prevent water spotting, and help prevent static.</p> <p>Do not use chemicals, glass spray, or other abrasive cleaning materials. Do not use any form of scraper or squeegee or other sharp instruments.</p>
Health & Safety	No classifiable hazardous ingredients.
Handling/Storage	<p>Large panels can be heavy and unwieldy. Handle with care. If broken or chipped, the resultant edges can be sharp and cause cuts to skin and eyes. Wear suitable gloves. Take precautionary measures against static discharges.</p> <p>Store below 40°C and away from heat source. Store vertically on A frames (larger panels). Suitable lifting equipment may be required</p>
Fire Fighting	Water spray, foam, dry powder or CO2. Wear self contained breathing apparatus, protective clothing and full face mask. Fumes should be ventilated immediately due to possible liberation of toxic, irritant and flammable vapours.
Ecological	This product is not bio-degradable. Dispose of in accordance with Local Authority regulations or via an authorised contractor.

TEKTURA
WALLCOVERINGS

TEKTURA Ltd, 34 Harbour Exchange Square, London E14 9GE
Tel 020 7536 3300 info@tektura.com